

Camp Khan Kids: Arts & Crafts Week

Camp Khan Kids

Khan Academy Kids

	Monday	Tuesday	Wednesday	Thursday	Friday
Watch	How to Draw Kodi the Bear	Let Your Imagination Soar!	Piñata Party Read Aloud	Make a Thank You Card	Playdough and Slime
Read	The Treehouse	Planetary Play	Abuela Chela Quits	So Different	Beach Day Birthday
Write	Draft a building plan	Create a play with Khan Kids characters	Make a Happy Birthday sign	Write a thank you letter	Fill in your certificate for completing the week!
Learn	Math and measurement	Adjectives	Grammar and punctuation!	Friendships and relationships	Flexible thinking and following directions
Play	Build a tissue box house	Put on a play or a puppet show	Host a stuffed animal birthday party	Make a gift for someone special	Mix your own playdough



¹₂ Least to Greatest ³_★

Cut out the numbers and put them in order from least to greatest.



9	7	1	8	2
4	5	6	3	10

Draw a greater than or less than sign in each blank.
Remember, the mouth opens to the bigger number!

7 _____ 9

6 _____ 8

3 _____ 6

11 _____ 4

8 _____ 2

4 _____ 3


5 _____ 10

9 _____ 14

1[☆]2 **Ten Frames: 1-10** 3[☆]

Use the math counters in this packet to show numbers 1-10. For an extra challenge, make up addition and subtraction problems to solve with the ten frame.





¹₂ Ten Frames: 1-20 ³_☆

Use the math counters in this packet to show numbers 1-20. For an extra challenge, write or draw your own word problem on the back of this page.






1[☆]2 Math Counters 3[☆]

Cut, color, and count! Little learners can practice counting and showing different numbers. Older learners can use the ten frames on the following page to add and subtract.











Writing Page



Handwriting practice lines consisting of solid top and bottom lines with a dashed middle line. There are five sets of these lines on the page.



Mad Libs with Reya



Before you read the story, write a list of 7 funny adjectives!


Then, put the adjectives in the story. Read your silly story out loud together!

An adjective is a word that describes something.

Need some help making your list?

Here are some suggestions:

- delicious
- fuzzy
- blue
- furry
- tiny
- ferocious





Mad Libs with Reya



Before you read the story, write a list of 7 funny adjectives! Then, put the adjectives in the story. Read your silly story out loud together!

It was Reya's birthday! Reya's friends Sandy and Ollo wanted to give Reya a present. But what would Reya like? They knew their present couldn't be _____ or _____. It had to be just right. Maybe they could pick a good present if they made a list of the things that Reya liked! "She has a _____ tail!" Peck said. "That's true," said Sandy. "But I don't think that will help us find her a present." Peck and Sandy thought about the things they had seen in Reya's room. At the exact same time, Peck and Sandy said, "Her bug collection!" They knew Reya loved her _____ bugs as much as she loved reading. Sandy thought for a minute.

"Reya likes books, and she likes bugs, What if we made her a book about bugs?" Peck agreed. "What a _____ idea!" He started drawing pictures for the book right away. When Sandy and Peck were done making their book, they ran to Reya.

"Happy birthday! We hope you like your _____ present!" Reya was _____.

"This is such a thoughtful gift! Thank you!"


The three friends looked through Reya's new book all together.





HAPPY
BIRTHDAY

The image features the words 'HAPPY BIRTHDAY' in a large, bold, outlined font. The text is arranged in two lines: 'HAPPY' on top and 'BIRTHDAY' below it. Surrounding the text are numerous small, hollow triangles of various sizes and orientations, scattered across the page to resemble confetti or streamers.






THANK
YOU

Love, _____

The Amazing Artist Award goes to...

for completing Arts & Crafts Week.

Thanks for learning! Keep up the great work.
camp.khankids.org



 **Khan Academy Kids**