

★ ★ My Favorite Place ★ ★

We take care of our environment so that we can keep enjoying our favorite places!

Can you draw a picture of your favorite place in the box below?

My favorite place on Earth is _____.

This is what it looks like:



Help me keep it safe!





Recycling

Recycling helps keep our environment healthy!

Can you help separate the items below into trash and recycling?

Trash

Recycling




Recycling means that the materials can be reused to make other things!

Storytelling

Cut out the characters and use them to create your own story. Need a place to start? Imagine this!

Kodi wants to be a superhero, but doesn't know where to start.

Each of her friends teaches her a new way to be a hero! What will each of them try?





Activity Bingo



Complete 4 fun activities next week to get a bingo!

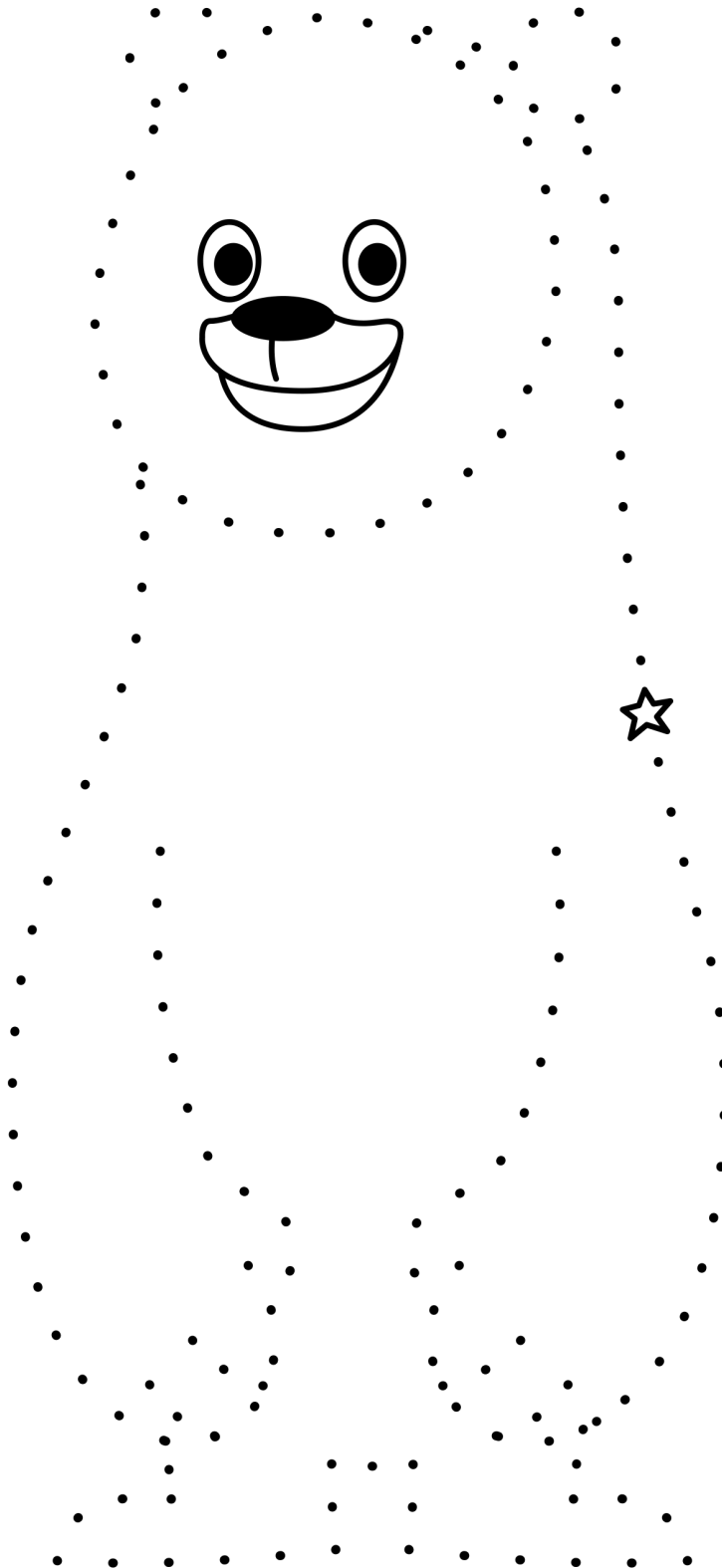
A bingo means you have crossed off 4 squares in a row in any direction.

<p><u>Trace your Shadow</u> Do this when the sun is out! One person will stand still while the other person uses chalk to trace their shadow. Trade places! When you're done, color in the outlines.</p>	<p><u>Crayon Remix</u> Do you have old crayons that have wittled down to small pieces? Peel the paper off and arrange the small pieces of crayon in muffin tins. Bake at 275 until melted. Let cool!</p>	<p><u>Tree Trunk Study</u> Gather 3 pieces of paper and crayons. Find 3 trees outside. For each tree, press paper against the trunk and use the crayon to color all over. Compare your three rubbings!</p>	<p><u>Adding with Dice</u> Get two dice. Roll both dice, and then add the two numbers. Take turns with a sibling or parent. Who can roll the highest number? If you have more dice, roll all at once and add them!</p>
<p><u>Card Game</u> Take a deck of cards and remove all face cards. Divide deck in half. Count down from 3, and flip over a card. Who has the higher number? They get to keep that match!</p>	<p><u>Letter Hunt</u> Pick a letter that your child has not yet learned. Read a book together, and point to the letter each time you come across it! How many will you find?</p>	<p><u>Color Search</u> Pick a color. I pick...purple! Can you find 10 objects in your living space that are that color? Make a list of all the objects you found.</p>	<p><u>Glitter Bottles</u> Take an old water bottle and fill it most of the way with water. Add glitter, food coloring, or any other small sensory objects. Secure the top with tape. Flip the bottle up and down!</p>
<p><u>Nature Name</u> Write your child's name in large letters on a piece of paper, or in chalk on the sidewalk. Gather sticks and other natural items. Place the materials over the letters to spell your name!</p>	<p><u>Shaving Cream</u> Cover a small table with plastic wrap. Spray shaving cream or whipped cream over the plastic wrap. Enjoy a fun, messy time of drawing designs in the shaving cream!</p>	<p><u>Tea Party</u> Spruce up snack time with a real-life tea party! Gather people, pets, and stuffed animals. Work with your child to make tea and finger sandwiches.</p>	<p><u>No-mess Paint</u> Place a tablespoon of any color paint inside a ziploc bag. Seal the top with tape. Use your finger on the outside of the bag to practice drawing letters, numbers, or shapes!</p>
<p><u>Family Survey</u> Think of a question - any question! "What is your favorite food?" Ask everyone in the home for their answer, and write or draw their response. You can call friends + ask them too!</p>	<p><u>Circle Time</u> Did you know Khan Kids hosts Circle Time every day? Head to: khan.co/KhanKids-YouTube. Watch Circle Time and then read the book in our app!</p>	<p><u>Alphabet Yoga</u> Incorporate movement in your day with alphabet yoga. Go through the alphabet one letter at a time, and try to make that letter with your arms, legs and head.</p>	<p><u>Something Kind</u> Kindness looks a little different for everyone. Practice perspective-taking by thinking of one kind thing to do for someone else today.</p>

Did you get a bingo? We want to know! Take a picture of your activity. Send to us at [khan.co/KhanKids-SubmitYourArt](https://www.khan.co/KhanKids-SubmitYourArt)

Fun Friday

Begin at the star shape! Connect the dots in order to see one of our favorite Khan Academy Kids characters appear!



Fun Friday

Peck's favorite activity is to dress up in different costumes. Can you make a new shirt for Peck? Have an adult take a picture and tag us in a post on Instagram or Twitter: @khanacademykids.

We can't wait to show Peck what you make!

