


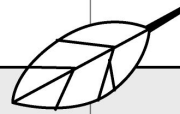



Camp Khan Kids: Animals & Nature Week

Camp Khan Kids

 Khan Academy Kids



	Monday	Tuesday	Wednesday	Thursday	Friday
Watch	Walk in the woods with Caitie's Classroom	Elephant Animal Facts	Amazing Armadillos	How to Plant a Seed	Weather Science with SciShow Kids
Read	Forest	Mammals	Hedgehogs	Spring	Precipitation
Write	Complete a Leaf study	Color nature scenes	Observe and record wildlife	Make your nature name	Fill in your certificate for completing the week!
Learn	Nature Moves Yoga	Compare numbers	Verbs	Sight words	Telling time
Play	Plant a mini terrarium	Create an animal collage	Make your own little critters	Weed the garden	Make rain in a jar





Writing Page





Leaf Study

Let's look at a leaf up close! We can use our observational skills to learn more about leaves. Go find a leaf outside. Let's observe! What color is it? What shape is it? Follow the directions below.

Step 1. Tape your leaf to the page.

Step 2. Observe your leaf and write down your notes in the boxes.



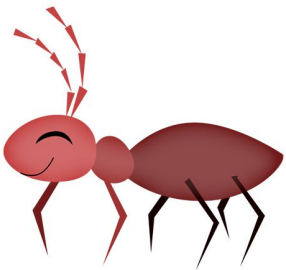



My leaf is the color...

My leaf's texture is...


My leaf is shaped like...


Looking for Wildlife


Let's go on an adventure! While you're walking, see if you can spot the items on this page. If you have a camera handy, take a picture of each one! You can write the names of the items in the boxes below.











Animals & Nature Week

